


Features

- Small size (7.0*5.0mm)
- SMD
- Low Jitter

Applications

- Auto Electronics
- Industrial Special Device
- Smart Applications
- Consumer Electronics
- Communication Device



BV0507E_LVDS Series

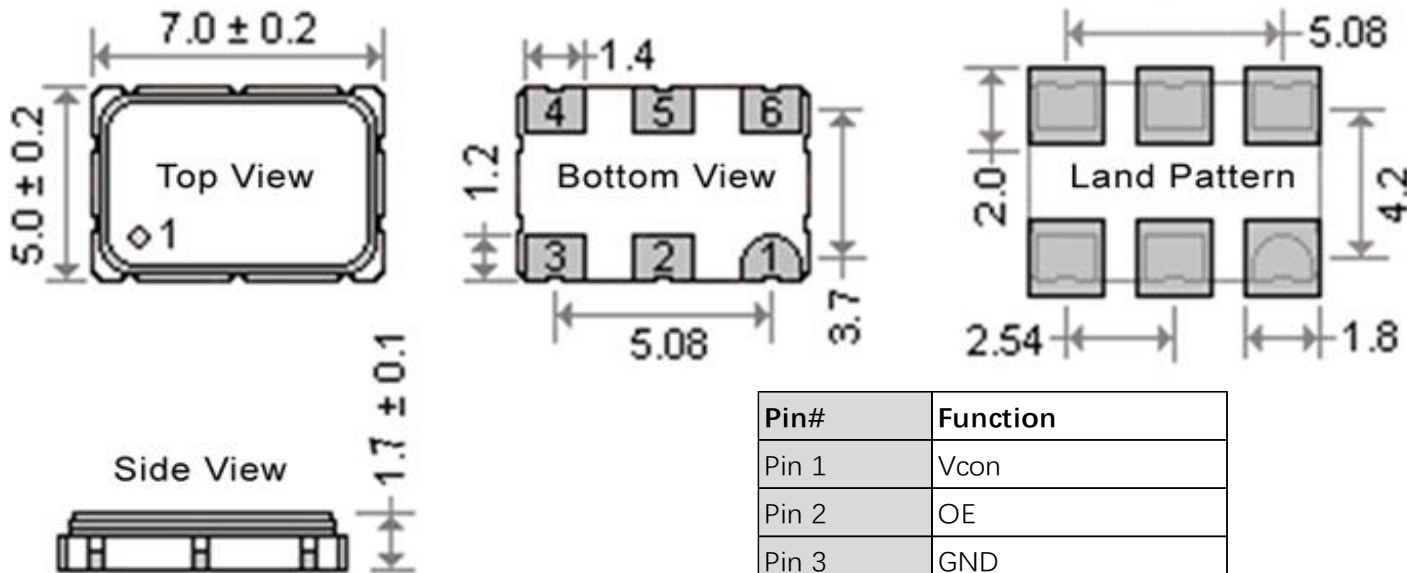
Parameter	Value	Unit	Conditions				
Supply Voltage	+ 2.5 or +3.3	V	± 5%				
Output Type	LVDS						
Available Frequency Range	10 ~ 1500	MHz					
Load	100Ω between Out and Outn						
Current Consumption(Max.)	57	mA	VDD = +3.3V @1350MHz				
Current with Output Disable	16 typ.	mA					
Output Logic " High " , " 1 "	1.4 typ. 1.6 max.	V					
Output Logic " Low " , " 0 "	1.1typ. 0.9 max.	V					
Rise Time (Tr) / Fall Time (Tf)	0.2	nsec	typ.				
	0.4	nsec	max				
	20%~80% waveform	nsec					
Frequency Stability over Operating Temperature Range	±25 / ±50 / ±100	ppm	-20°C to +70°C				
	±25 / ±50 / ±100	ppm	-40°C to +85°C				
Current with Output Disable	16	mA	typ.				
Duty Cycle	45% ~ 55%	-					
Start -up Time	10	ms	max				
Storage Temperature	- 55°C~+125°C	°C					
Aging	± 2 ppm (max.) first year ; ± 10 ppm (max.) over 10 years	ppm	at Ta=+25°C				
Output Enable	200	nsec	max				
Disable Time	50	nsec	max				
Vcontrol Range	+ 0.3 ~ +3.0	V	VDD = +3.3 V ; Vcon Center = +1.65V				
Frequency Pulling Range	± 80 (min.)	ppm					
Linearity	± 5% (typ.) ±10% (max.)	-					
Input Impedance	1	MΩ	typ				
Bandwidth	10	KHz	min				
Transfer Function	Positive Transfer	-					
OE Control on Pad 2 (Open connection prohibit)	70% of VDD (min.) to enable output.	-					
	30% of VDD (max.) to disable output.	-					
Output Enable/Disable Time	200 ns max. / 50 ns max.	-					
RMS Jitter	1.2ps typ.	ps	12KHZ~ 20MHZ				
Phase Noise [dBc / Hz (typ.)]	Offset	10Hz	100Hz	1KHz	10KHz	100KHz	
	153.449 MHz	-66	-100	-114	-119	-121	
	622.08 MHz	-48	-85	-101	-102	-103	

Reliability

Parameter	Condition
Temperature Stress Test	IEC60068, GJB360B
Mechanical Stress Test	IEC60068, GJB360B
EMC Test (ESD)	IEC61000, JESD22
Solderability	EIA/JESD22-B102-C
Contact Pads	Gold over Nickel
RoHS	RoHS Directive 2011/65/EU Annex II Recasting 2002/95/EC

Outline Dimension & Pin Connections


Unit: mm



Pin#	Function
Pin 1	Vcon
Pin 2	OE
Pin 3	GND
Pin 4	Output
Pin 5	Comp. Output/NC
Pin 6	Vcc

Ordering Guide

BV 0507E X X X XXX X X XX.XX



Example: BV0507EP3I505X080N153.449

Disclaimer

Xtaltq Technologies Co., Limited reserves the right to make changes to the product(s) and/or information contained herein without notice. No liability is assumed as a result of their use or application. No rights under any patent accompany the sale of any such product(s) or information.